

PARENTS' BRIEFING 2024 Classroom





**ENGLISH
LANGUAGE**

Key Pedagogies in the EL Syllabus

Area	Enhancement
Grammar	<p>Usage of inductive and deductive approaches</p> <ul style="list-style-type: none"> • Contextualised from Stellar texts • Provision of grammar slides and worksheets • SLS lessons/ packages as additional teaching resources
Writing	<p>Systematic Teaching of Writing Skills</p> <ul style="list-style-type: none"> • Strengthening of the reading-writing connection, taking into account the purposes of texts, e.g. texts that instruct/inform/entertain and the writing techniques involved



Key Pedagogies in the EL Syllabus

Area	Enhancement
Reading	<p>Teaching of Close and Critical Reading Skills</p> <ul style="list-style-type: none"> • Teaching of reading comprehension skills more systematically • Introduction of word study lessons to strengthen word recognition skills <p>Extensive Reading</p> <ul style="list-style-type: none"> • Ringfencing of one reading period a week, starting at lower primary • Provision of additional reading resources in SLS • Use of newspapers papers and magazines for exposure to various text types
Oracy	<p>Explicit Teaching of Oracy Skills</p> <ul style="list-style-type: none"> • Provision of oracy lessons to promote thinking and enable our students to discuss, reflect and express their ideas confidently and persuasively. • Use of acronyms (OREOS and TEASERS) aid with stimulus-based conversation



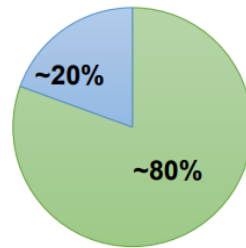
STELLAR[®] P5 EL Planned Curriculum 2.0



9 Units, 23 Weeks



Instructional
Materials
(IMs)



■ STELLAR
2.0
■ School-
based

**Approx. 10 periods
or 5h per week**



P5 EL
STELLAR
Readers



**3 Digital
Texts**

Official (Closed) Non-Sensitive



**1 ER lesson
per week**



ER
Starter Kit



Primary 5

Stellar

- 1) Stellar Readers
- 2) Unit Worksheets

Reading

- 1) Vitamin E magazines(6 issues)
- 2) What's up Newspaper
- 3) EPIC!

Writing

- 1) Writing package (content & lang focus)
- 2) Composition WS and Phrase List
- 3) My Creative Writing Companion
- 4) Situational Writing Package
- 5) Journal writing

Listening and Speaking

- 1) Listening Comprehension Package
- 2) Oral Package



PSLE Revised Syllabus (2025)

PSLE EL Examination Format

- Paper 4 weighting increases from 15% to 20%:
 - To emphasise oracy and communication skills expected of 21st century EL learners in Singapore
- Slight reduction in weighting for Paper 1 (2.5%) and Paper 2 (2.5%)

PAPER	COMPONENT	MARKS	WEIGHTING	
1 (Writing)	Situational Writing	14	25%	
	Continuous Writing	36		
2 (Language Use and Comprehension)	Booklet A:		45%	
	Grammar	10		
	Vocabulary	5		
	Vocabulary Cloze	5		
	Visual Text Comprehension	5		
	Booklet B:			
	Grammar Cloze	10		
	Editing for Spelling and Grammar	10		
	Comprehension Cloze	15		
3 (Listening Comprehension)	Listening Comprehension	20	10%	
	4 (Oral Communication)	Reading Aloud	15	20%
		Stimulus-based Conversation	25	
		200	100%	

RESTRICTED/NON-SENSITIVE

13



Gracious School, Life-long Learners



Key Programmes



Gracious School , Life-long Learners





MATHEMATICS

P5 MATHEMATICS


MA & SCI Discovery Fortnight



P5 E2K Math,
P5 SASMO



Recess Activities



Teaching and Learning

Mathematical Skills

- numerical calculations
- algebraic manipulation
- spatial visualization
- data analysis
- measurement
- use of mathematical tools
- estimation

NEW!

Topics in P5 (Standard MA)

- Order of Operation
- Ratio
- Percentage
- Area of Triangle
- Volume of cube and cuboid
- Average
- Angles in figures



Teaching and Learning

Mathematical Skills

- numerical calculations
- algebraic manipulation
- spatial visualization
- data analysis
- measurement
- use of mathematical tools
- estimation

NEW!

Topics in P5 (Foundation MA)

- Order of Operations
- Properties of Angles
- Add & Subtract Whole No.
- Multiplication of Fractions
- Conversions of Measures
- Volume
- Rate



Assessments

	Weighted Assessments WA1 (10%), WA2 (15%), WA3 (15%)	End Year Examination (60%)
Standard Math	<p>Topical Quiz Paper 1 – 18 marks each Paper 2 – 22 marks Total: 40 marks</p>	<p><u>Paper 1 (45 marks)</u> 15 Multiple-Choice Qns & 15 Short-Answer Qns <u>Paper 2 (55 Marks)</u> 5 Short-Answer Qns & 12 Long-Answer Qns Total: 100 marks</p>
Foundation Math	<p>Topical Quiz Paper 1 – 18 marks each Paper 2 – 22 marks Total: 40 marks</p>	<p><u>Paper 1 (50 marks)</u> 20 Multiple-Choice Qns & 10 Short-Answer Qns <u>Paper 2 (40 Marks)</u> 10 Short-Answer Qns & 6 Long-Answer Qns Total: 90 marks</p>




Self-directed learning @ home



Adaptive Learning System (SLS)

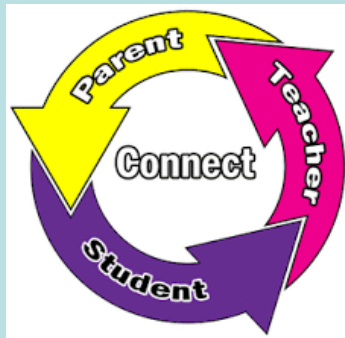
Koobits



How can I support?

Monitor

- Be aware of child's progress (and challenges if any)
- Ensure work is completed and submitted timely



Encourage

- Help child to
 - cultivate good work habits and positive learning attitude (focus on process eg. effort put in)
- Show application and draw links of Math in daily activities (eg. GST, percentage, average, measurement)

Partner

- Regular revision and practise concepts taught in school (consistency is the KEY)
- Timed practice at home (to be able to sit down, focus and complete a task within allocated time)







MOTHER TONGUE

Key Strategies to Enhance Teaching and Learning

□ Writing


- ✓ Focus Writing
- ✓ Synthesis practice
- ✓ Phrases / vocabulary booklet
- ✓ Cluster mapping with the aid of 5W1H
- ✓ Free writing




Key Strategies to Enhance Teaching and Learning

▣ Reading

- ✓ Extensive Reading Programme
- ✓ Comprehension focused practice
- ✓ Reading task card



Key Strategies to Enhance Teaching and Learning




□ Listening

- ✓ Comprehension through songs
- ✓ Authentic listening tasks



Key Strategies to Enhance Teaching and Learning



□ Speaking (Oral)


- ✓ Focused practice in picture description
- ✓ Structured thinking
 - Elaborate, organize and sequence thoughts





Assessment

Formative Assessments (FA) and Weighted Assessments (WA) :

- ✓ Writing – E.g. Language Test
 - ✓ Reading – E.g. Reading a short passage
 - ✓ Listening – E.g. Listening Comprehension Test
 - ✓ Speaking (Oral) – E.g. Oral Conversation
- 



Assessment

End of Year Examination (200 marks):

- ✓ **Paper 1 – Composition Writing (40 marks)**
- ✓ **Paper 2 – Language Paper (90 marks)**
- ✓ **Listening Comprehension (20 marks)**
- ✓ **Oral – Reading passage and Oral Conversation (50 marks)**

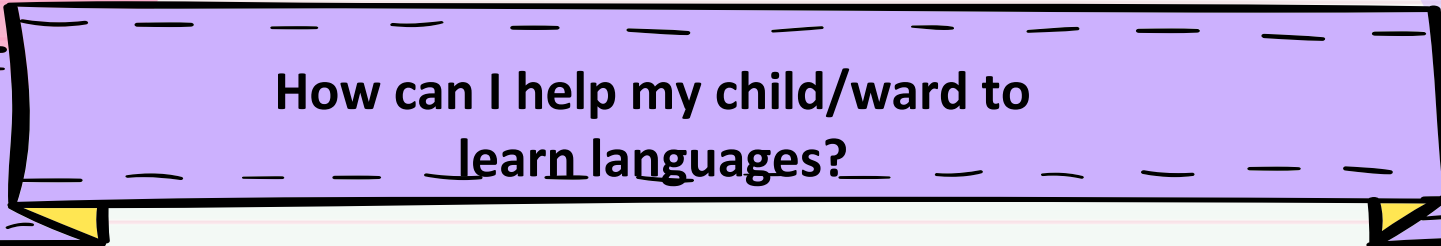
How can I help my child/ward to learn languages?

Focus on building their reading and speaking skills through activities with your child/ward:

Go to the library together

- expose them to different prints such as books, magazines, newspaper, e-books
- discuss characters and values





How can I help my child/ward to
learn languages?

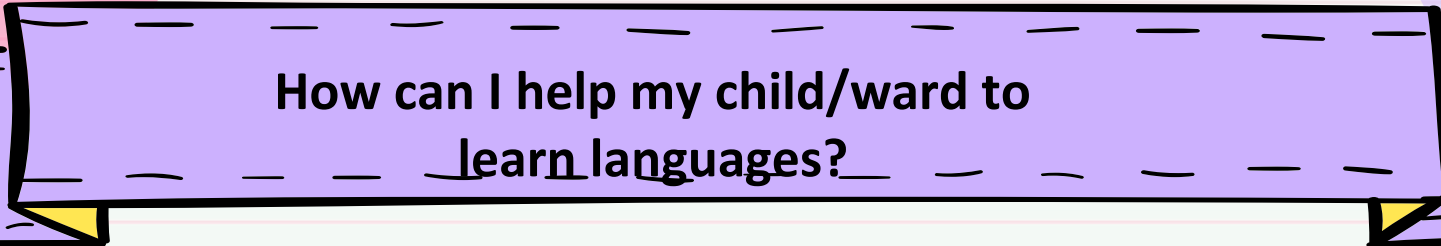
Focus on building their reading and speaking skills through activities with your child/ward:



Make use of objects in your environment

- Talk to your child and encourage them to respond to your questions so as to enhance their speaking skills





How can I help my child/ward to
learn languages?

Focus on building their reading and speaking skills through activities with your child/ward:

Be involved in their learning progress

- show interest in their learning experiences



The image features a bright yellow background with a dark brown vertical bar on the left side. In the center, there is a white, scalloped-edged shape. Inside this white shape, the word "SCIENCE" is written in a bold, black, sans-serif font.

SCIENCE


Science Learning in East Spring Primary

Vision: To develop informed Science learners who will inquire & innovate in their daily life.



Key Programmes for Primary 5

- Urban Farming
- Model making- Human systems; Water cycle
- SONY Creative Science Award (Toy making Competition)



Key Resources

Textbook & Activity Book



East Spring Primary School
P3 Science Topical Worksheets 2024

Theme: Diversity
Topic 1: Diversity of Living & Non-Living Things
Topic 2a: Classification of Living Things (Plant)

Name: _____
 Class: 3R _____
 Parent's/Guardian's Signature: _____

Review Exercise

Name: _____
 Class: _____
 Date: _____

Review Exercise
 Theme: Diversity
 Topic 1: Diversity of Living & Non-Living Things
 Topic 2a: Classification of Living Things (Plant)

Section A:
 For questions 1-3, select the answer from one out of the four options. Indicate your answer in the bracket provided. (2 marks each)

1. The diagram below shows the leaves of Plant A folded inward when they were being touched.

Definition A group of animals.	Characteristics
Examples	Non-examples

Concept
Reptiles

Topical & Supplementary Worksheets

SLS resources



What do living things need? Optional

The things around us can be grouped into living and non-living things. How are living things different from non-living things?
 What do living things need to survive? Watch the video to find out.

MOE_CPPD_What_Living_Things_Need_Final_Cut.mp4

[Read Less](#)



Parent's Support & Partnership

- Encourage your child to read widely to promote interest in things around them. (e.g Science books, magazine, newspapers on Science related articles)
- Support their participation in Science programmes/competitions.
- Monitor their completion of assignments given.
- Look out for their overall well-being beside academic achievement.

